






Wharfedale
Pro

VS SERIES PROFESSIONAL SPEAKER USER MANUAL

VS-10

WARNING & SAFETY INSTRUCTIONS

- | | |
|---|---|
| <p>1. READ INSTRUCTIONS carefully before operating this product.</p> <p>2. RETAIN these instructions.</p> <p>3. COMPLY WITH WARNINGS - All warnings and instructions for this product should be adhered to.</p> <p>4. USE WITH AMPLIFIERS - In order to avoid damage, it is advisable to establish and follow a pattern for turning on and off any sound system. With all system parts connected, turn on source equipment, tape decks, instruments, mixers, signal processors etc., BEFORE turning on your power amplifier. Many products output turn on and turn off transients that can damage speakers. By turning on your power amplifier LAST and making sure the amplifier's input controls are at minimum any transients "upstream" of the amplifier are not amplified and passed to the speaker. Wait until all system parts have stabilised, then bring up amplifier controls to operating level. This should take no more than a few seconds. Similarly when shutting systems down, always turn down amplifier input controls and then turn off your amplifier BEFORE shutting down other components. Professional amplifiers often feature delayed turn on/off circuits to perform these functions for you automatically.</p> | <p>5. CABLES - Never use shielded or microphone cable for any speaker connection as this will not be heavy enough to handle the amplifier load and could cause damage to the complete system.</p> <p>6.   RIGGING • SUSPENDING • MOUNTING The rigging, suspension or mounting of this speaker system can expose members of the public to serious health risks and even death. UNDER NO CIRCUMSTANCES ATTEMPT TO RIG, SUSPEND OR OTHERWISE MOUNT THIS SYSTEM UNLESS YOU ARE FULLY QUALIFIED AND CERTIFIED TO DO SO BY RELEVANT LOCAL, STATE AND NATIONAL AUTHORITIES. ALL RELEVANT SAFETY REGULATIONS MUST BE FOLLOWED. IF YOU ARE NOT PROPERLY QUALIFIED OR DO NOT KNOW OF PERTINENT REGULATIONS, CONSULT QUALIFIED PERSONNEL FOR ADVICE AND ASSISTANCE.</p> <p>7.  CAUTION: These professional loudspeaker systems are capable of generating very high sound pressure levels. Use care with placement and operation to avoid exposure to excessive levels that can cause permanent hearing damage.</p> <p>8. SERVICING - The user should not attempt to service this product.</p> |
|---|---|

Wharfedale Pro VS Series of Professional Sound Reinforcement Loudspeakers

- | | |
|---|--|
| <ul style="list-style-type: none"> ● Reliable, Durable construction ● Proprietary designed, high efficiency, high power Wharfedale Professional drive units. ● Protective grills ● Integral High Frequency Driver Overload protection "PRO-TECH"™ ● Elliptical Wave Guide, twin drive high frequency section gives smooth coverage and musical, low distortion and accurate sound quality. | <ul style="list-style-type: none"> ● Compact, light weight trapezoidal enclosures, with stacking corners, handles and protective steel grills. ● Integral tripod stand adaptor ● Full range and complimentary Sub Bass systems ● Exceptional sound quality, with broad bandwidth and dynamic range ● High Power Handling ● High Efficiency |
|---|--|



Unpacking

All Wharfedale Pro products are fully checked before leaving the factory. After unpacking please inspect cabinets for any physical damage. Please retain the shipping

carton if possible and internal packing material in case the unit needs to be returned. Please check as soon as possible the unit is functioning. In the event of any damage please contact your dealer immediately so that a written claim for damages can be made.

Wharfedale Pro Limited Warranty*

Wharfedale Pro VS Series loudspeaker systems are warranted to be clear of manufacturing or materials defects for a period of one year from the original date of purchase. In the event of malfunction, contact your authorised Wharfedale Professional dealer or distributor for information.

*Be aware that warranty details may differ from country to country. Contact your dealer or distributor for information. These terms do not infringe your statutory rights.

Operating/Use

1. The VS Series accept cables with 1/4" jack connectors. The units feature two jack sockets type connectors situated at the rear of each cabinet. These are connected in parallel. You can connect The VS cabinets in parallel. Take care to avoid adding too many speaker systems in parallel. Each parallel connected speaker increases the load on the amplifier and can add up to a total load that may exceed the amplifier's capabilities, leading to possible damage. Two 8 loudspeakers in parallel make a 4 total load. Four 8 parallel connected loudspeakers make a total load of 2, which is too low for many amplifiers.
2. Connect the speaker cable securely to your VS cabinet and power amplifier (the amplifier should be **off, power down mode**). Always use quality 1/4" jack connectors. Try to use the correct type of speaker cable according to the handling ability of your VS Series Cabinet. Use 2 conductor equal stranded insulated cable for speaker runs. It is always advisable to use heavier conductor cables on longer runs.
3. Insert jack plug until secure.
4. Power up amplifier with levels on zero. Confirm VS loudspeaker is working are operating.

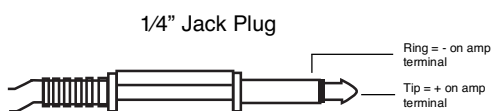
W H A R F E D A L E P R O V S S E R I E S

| | | |
|---------------------------------|---------------------|-----|
| Model name | VS-10 | |
| FREQUENCY RESPONSE | 60 - 20k | |
| SENSITIVITY 1W@1M | 94dB | |
| NOMINAL COVERAGE HOZ | 60° | |
| NOMINAL COVERAGE VERT | 45° | |
| INPUT POWER (watts) | | |
| Continuous | 70 | |
| Music | 140 | |
| Peak | 280 | |
| MAX SPL PEAK | 117dB | |
| NOMINAL IMPEDANCE | 8 | |
| DIMENSIONS (mm) | H | 469 |
| | W | 293 |
| | D | 282 |
| SHAPE | Trap | |
| WEIGHT NET | 7.25kg | |
| WEIGHT GROSS | 8.5kg | |
| L F DRIVER SIZE (mm/ins) | 200/10 | |
| H/F SECTION TYPE | Electro/Dynamic | |
| MAGNET WEIGHT (g/oz) | 475/16.8 | |
| COIL SIZE | 38/1.5 | |
| FRAME MATERIAL | steel | |
| MID DRIVER SIZE | — | |
| Magnet size | | |
| Coil size | | |
| Frame material | | |
| SYSTEM BOX FREQUENCY | 60Hz | |
| PROTECT TYPE | Bulb | |
| OPERATING BAND PASS | — | |
| FINISH/COLOUR | Carpet/Black | |
| CONSTRUCTION MATERIALS | Particle board | |
| HANDLES QTY | 2 | |
| GRILLE | Black full | |
| STAND HI MOUNT | Yes | |
| STAND BASS BOX | — | |
| CONNECTORS IN | 2 x 1/4" jack input | |

VS FULL RANGE SERIES

VS-10

The speakers in this series are a full range, high power handling, high efficiency cabinet designed for professional applications such as the reproduction and reinforcement of music, musical instrument, vocal and spoken voice.



Wharfedale International Limited, IAG House,
Sovereign Court, Ermine Business Park, Huntingdon,
Cambs, PE29 6XU, England
WHARFEDALE website : www.wharfedalepro.com

IAG Professional reserve the right to alter or improve specifications without notice.
All rights reserved © 2001 Wharfedale Pro
IAG Professional is a member of the International Audio Group

IAG
International Audio Group